

# CORRUPTION PERCEPTIONS INDEX 2013

A world map where countries are shaded in various colors representing their CPI scores. Darker colors (red, orange) indicate higher corruption levels, while lighter colors (yellow, green) indicate lower corruption levels. High-scoring countries (yellow/green) include Denmark, New Zealand, Norway, Sweden, Finland, and Australia. Low-scoring countries (red) include Somalia, South Sudan, and several nations in Africa and Asia.

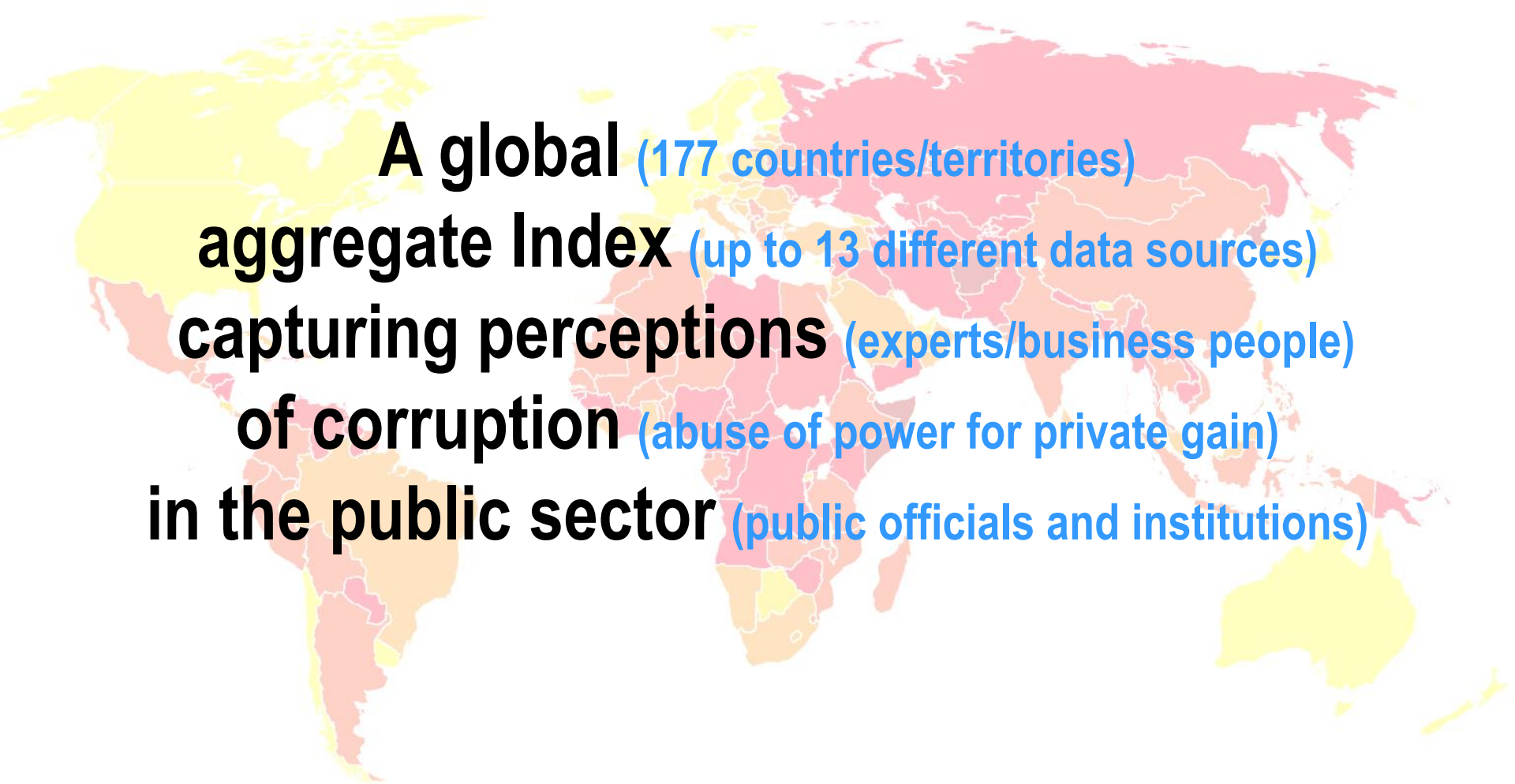
**Scores and ranks 177 countries and territories from around the world on the perceived level of corruption in the public sector**

**Presented on a scale of 0-100**

**0 (Highly Corrupt)**

**100 (Very Clean)**

# THE CORRUPTION PERCEPTIONS INDEX IS:



A global (177 countries/territories)  
aggregate Index (up to 13 different data sources)  
capturing perceptions (experts/business people)  
of corruption (abuse of power for private gain)  
in the public sector (public officials and institutions)

# THE CORRUPTION PERCEPTIONS INDEX DOES:

- 
- **Raise awareness at the global level**
  - **Incentive for governments to improve**
  - **Cross country and over-time comparison of corruption risks in the public sector**
  - **Data contribution to analysis and research**

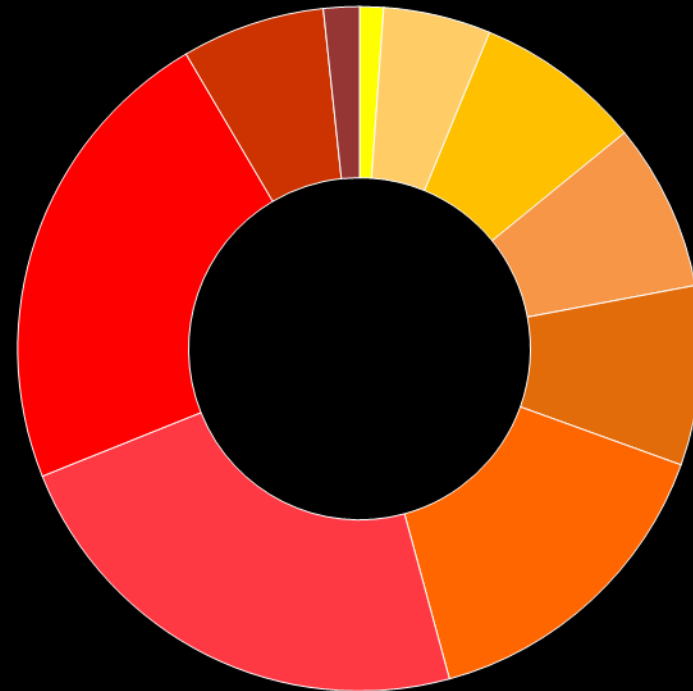
# CORRUPTION PERCEPTIONS INDEX 2013

The perceived levels of public sector corruption in 177 countries/territories around the world.

## GLOBAL

**70%** of countries score less than 50 out of 100.

**43** is the average score worldwide



## SCORE

Highly Corrupt



Very Clean

0-9 10-19 20-29 30-39 40-49 50-59 60-69 70-79 80-89 90-100

VERY CLEAN

- 9.0 - 10.0
- 8.0 - 8.9
- 7.0 - 7.9
- 6.0 - 6.9
- 5.0 - 5.9
- 4.0 - 4.9
- 3.0 - 3.9
- 2.0 - 2.9
- 1.0 - 1.9
- 0 - 0.9

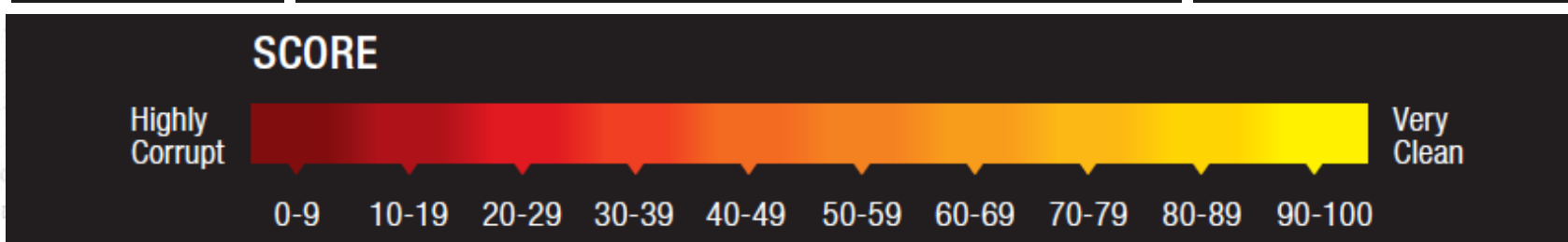
No Data

HIGHLY CORRUPT

# CPI 2013: THE TOP

Denmark and New Zealand tie for first place with scores of 91, helped by strong access to information systems and rules governing the behaviour of those in public positions.

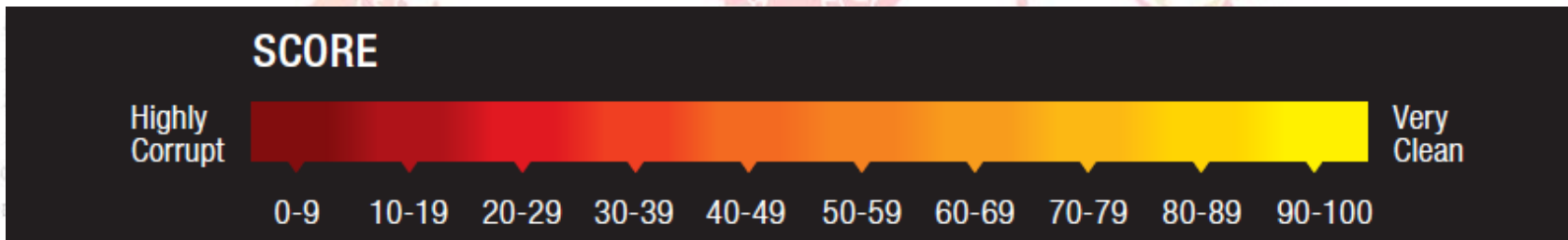
RANK	COUNTRY/TERRITORY	SCORE
1	DENMARK	91
1	NEW ZEALAND	91
3	FINLAND	89
3	SWEDEN	89
5	NORWAY	86
5	SINGAPORE	86



# CPI 2013: THE BOTTOM

Afghanistan, North Korea and Somalia once again cling to the bottom rung of the index. In these countries the lack of leaders who are accountable and effective public institutions underscore the need to take a much stronger stance against corruption.

RANK	COUNTRY/TERRITORY	SCORE
173	SOUTH SUDAN	14
174	SUDAN	11
175	AFGHANISTAN	8
175	KOREA (NORTH)	8
175	SOMALIA	8



# CORRUPTION PERCEPTIONS INDEX 2013

RANK	COUNTRY/ TERRITORY	SCORE
1	Denmark	91
1	New Zealand	91
3	Finland	89
3	Sweden	89
5	Norway	86
5	Singapore	86
7	Switzerland	85
8	Netherlands	83
9	Australia	81
9	Canada	81
11	Luxembourg	80
12	Germany	78
12	Iceland	78
	United Kingdom	76
14	Barbados	75
15	Belgium	75
15	Hong Kong	75
18	Japan	74
19	Uruguay	73
	United States of America	73
19	Ireland	72
22	The Bahamas	71
22	Chile	71
22	France	71
22	Saint Lucia	71

26	Austria	69
	United Arab Emirates	69
26	Emirates	69
28	Estonia	68
28	Qatar	68
30	Botswana	64
31	Bhutan	63
31	Cyprus	63
33	Portugal	62
33	Puerto Rico	62
	Saint Vincent and the Grenadines	62
33	Grenadines	62
36	Israel	61
36	Taiwan	61
38	Brunei	60
38	Poland	60
40	Spain	59
41	Cape Verde	58
41	Dominica	58
43	Lithuania	57
43	Slovenia	57
45	Malta	56
46	South Korea	55
47	Hungary	54
47	Seychelles	54
49	Costa Rica	53
49	Latvia	53

RANK	COUNTRY/ TERRITORY	SCORE
49	Rwanda	53
52	Mauritius	52
53	Malaysia	50
53	Turkey	50
55	Georgia	49
55	Lesotho	49
57	Bahrain	48
57	Croatia	48
57	Czech Republic	48
57	Namibia	48
61	Oman	47
61	Slovakia	47
63	Cuba	46
63	Ghana	46
63	Saudi Arabia	46
66	Jordan	45
	Macedonia	
67	FYR	44
67	Montenegro	44
69	Italy	43
69	Kuwait	43
69	Romania	43
	Bosnia and Herzegovina	42
72	Brazil	42
	Sao Tome and Principe	42

72	Serbia	42
72	South Africa	42
77	Bulgaria	41
77	Senegal	41
77	Tunisia	41
80	China	40
80	Greece	40
82	Swaziland	39
83	Burkina Faso	38
83	El Salvador	38
83	Jamaica	38
83	Liberia	38
83	Mongolia	38
83	Peru	38
	Trinidad and Tobago	38
83	Tobago	38
83	Zambia	38
91	Malawi	37
91	Morocco	37
91	Sri Lanka	37
94	Algeria	36
94	Armenia	36
94	Benin	36
94	Colombia	36
94	Djibouti	36
94	India	36
94	Philippines	36
94	Suriname	36

# CORRUPTION PERCEPTIONS INDEX 2013

RANK	COUNTRY/ TERRITORY	SCORE
102	Ecuador	35
102	Moldova	35
102	Panama	35
102	Thailand	35
106	Argentina	34
106	Bolivia	34
106	Gabon	34
106	Mexico	34
106	Niger	34
111	Ethiopia	33
111	Kosovo	33
111	United Republic of Tanzania	33
114	Egypt	32
114	Indonesia	32
116	Albania	31
116	Nepal	31
116	Vietnam	31
119	Mauritania	30
119	Mozambique	30
119	Sierra Leone	30
119	East Timor	30
123	Belarus	29
123	Dominican Republic	29
123	Guatemala	29

123	Togo	29
127	Azerbaijan	28
127	Comoros	28
127	Gambia	28
127	Lebanon	28
127	Madagascar	28
127	Mali	28
127	Nicaragua	28
127	Pakistan	28
127	Russia	28
136	Bangladesh	27
136	Ivory Coast	27
136	Guyana	27
136	Kenya	27
140	Honduras	26
140	Kazakhstan	26
140	Laos	26
140	Uganda	26
144	Cameroon	25
144	Central African Republic	25
144	Iran	25
144	Nigeria	25
144	Papua New Guinea	25
144	Ukraine	25

RANK	COUNTRY/ TERRITORY	SCORE
150	Guinea	24
150	Kyrgyzstan	24
150	Paraguay	24
153	Angola	23
154	Republic of Congo	22
154	Democratic Republic of the Congo	22
154	Tajikistan	22
157	Burundi	21
157	Myanmar	21
157	Zimbabwe	21
160	Cambodia	20
160	Eritrea	20
160	Venezuela	20
163	Chad	19
163	Equatorial Guinea	19
163	Guinea Bissau	19
163	Haiti	19
167	Yemen	18
168	Syria	17
168	Turkmenistan	17

168	Uzbekistan	17
171	Iraq	16
172	Libya	15
173	South Sudan	14
174	Sudan	11
175	Afghanistan	8
175	North Korea	8
175	Somalia	8