

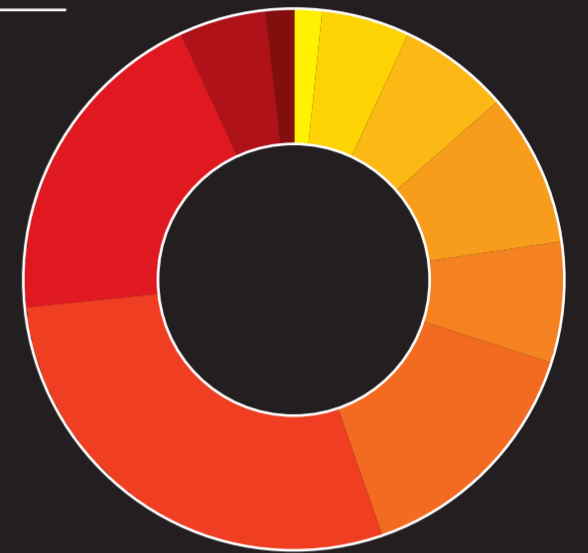
CORRUPTION PERCEPTIONS INDEX 2012

The perceived levels of public sector corruption in 176 countries/territories around the world.

GLOBAL

70% of countries score less than 50 out of 100.

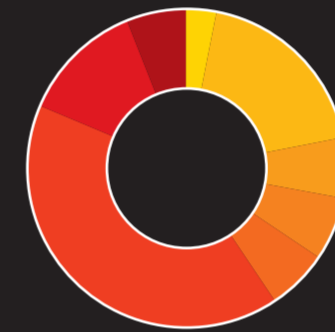
43 is the average score worldwide.



AMERICAS

66% score below 50

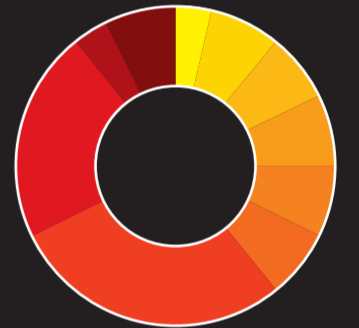
Top: Canada
Bottom: Haiti, Venezuela



ASIA PACIFIC

68% score below 50

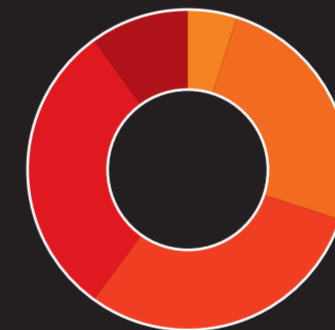
Top: New Zealand
Bottom: Afghanistan, Korea (North)



EASTERN EUROPE & CENTRAL ASIA

95% score below 50

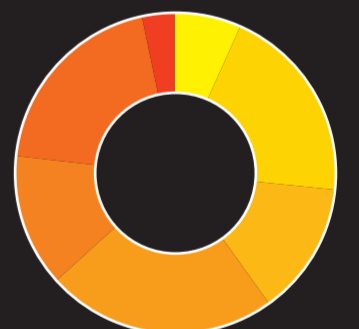
Top: Georgia
Bottom: Turkmenistan, Uzbekistan



EU & WESTERN EUROPE

23% score below 50

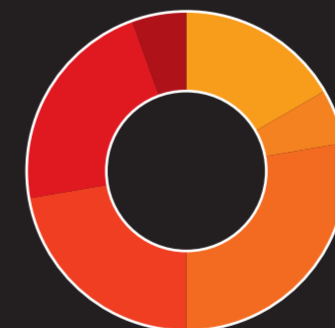
Top: Denmark, Finland
Bottom: Greece



MIDDLE EAST & NORTH AFRICA

78% score below 50


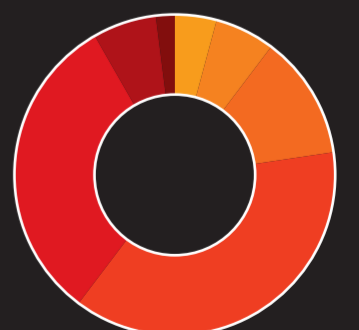
Top: Qatar, United Arab Emirates
Bottom: Iraq



SUB-SAHARAN AFRICA

90% score below 50

Top: Botswana
Bottom: Somalia



SCORE

