


# CORRUPTION PERCEPTIONS INDEX 2016

The perceived levels of public sector corruption in 176 countries/territories around the world.

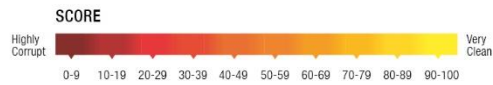
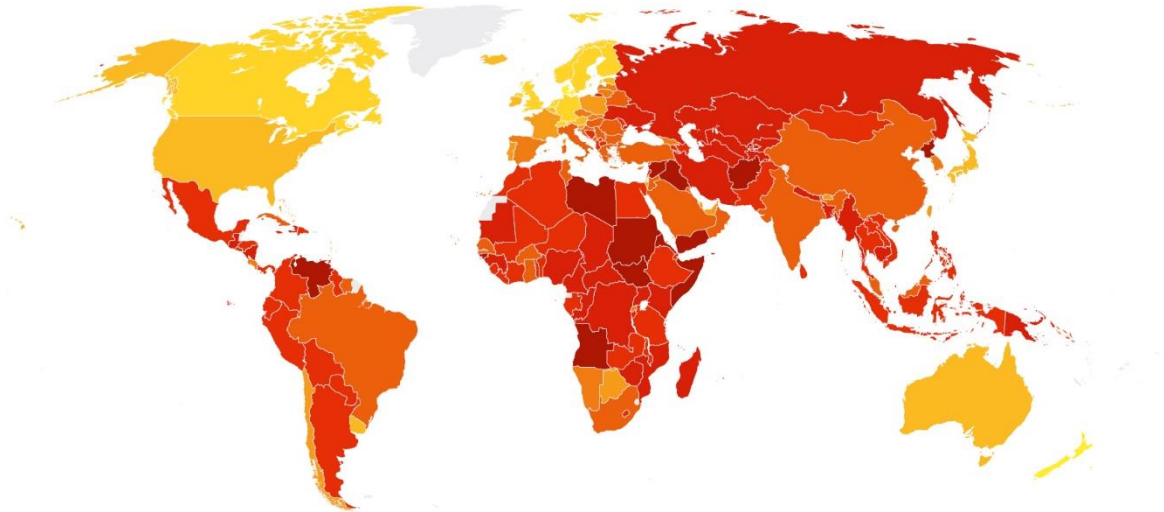
# CPI 2016



 **TRANSPARENCY INTERNATIONAL**  
the global coalition against corruption

## CORRUPTION PERCEPTIONS INDEX 2016

The perceived levels of public sector corruption in 176 countries/territories around the world.



#cpi2016

[www.transparency.org/cpi](http://www.transparency.org/cpi)

This work from Transparency International, 2017 is licensed under CC BY-ND 4.0

# CPI 2016: THE TOP



RANK	COUNTRY/TERRITORY	SCORE
1	DENMARK	90
1	NEW ZEALAND	90
3	FINLAND	89
4	SWEDEN	88
5	SWITZERLAND	86
5	NORWAY	85

## SCORE

Highly  
Corrupt



Very  
Clean

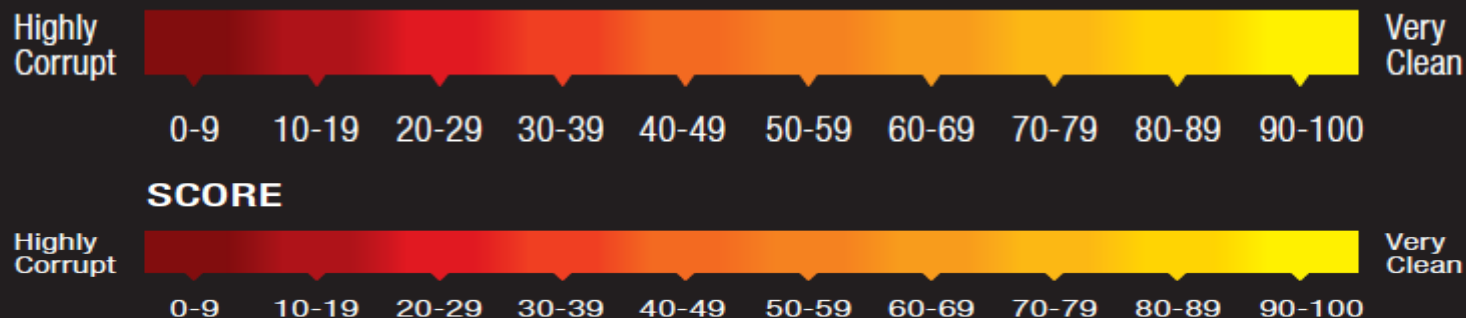
0-9 10-19 20-29 30-39 40-49 50-59 60-69 70-79 80-89 90-100

Denmark and New Zealand share first place with score of 90, with other Nordic countries following closely, all helped by strong access to information systems and rules governing the behaviour of those in public positions.

# CPI 2016: THE BOTTOM



RANK	COUNTRY/TERRITORY	SCORE
170	LIBYA	14
170	SUDAN	14
170	YEMEN	14
173	SYRIA	13
174	KOREA (NORTH)	12
175	SOUTH SUDAN	11
176	SOMALIA	10





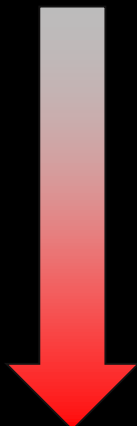
# CPI 2016: MAIN MOVERS SINCE 2012

## COUNTRY/TERRITORY



**GREECE**  
**SENEGAL**  
**UNITED KINGDOM**  
**AUSTRIA**  
**LATVIA**

**CZECH REPUBLIC**  
**ALBANIA**  
**INDONESIA**  
**SLOVAKIA**



**YEMEN**  
**HUNGARY**  
**MALAWI**  
**AUSTRALIA**  
**TURKEY**  
**BRAZIL**  
**MADAGASCAR**

**SPAIN**  
**MEXICO**  
**MOZAMBIQUE**  
**SRI LANKA**  
**TANZANIA**  
**UGANDA**  
**GAMBIA**  
**JAPAN**