

# INDICELE DE PERCEPȚIE AL CORUPȚIEI 2015

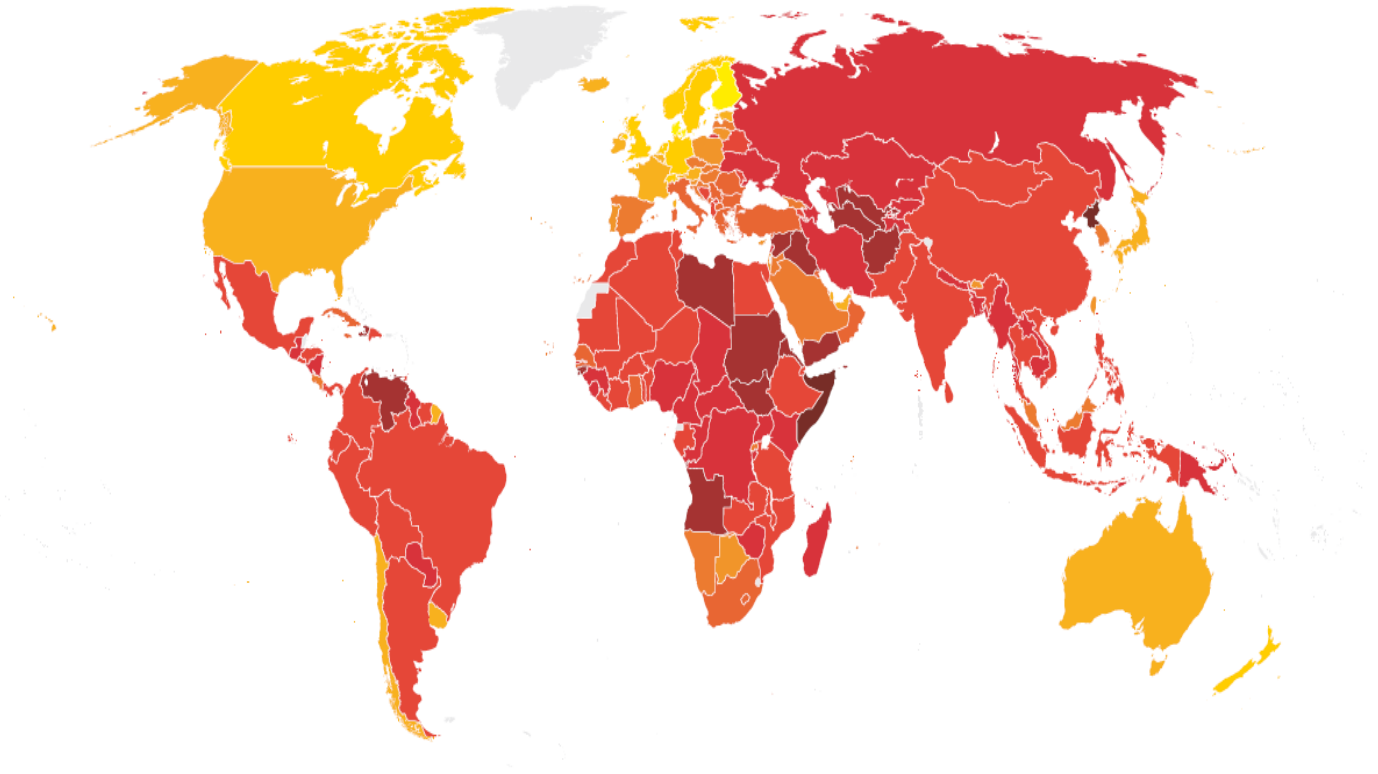
Nivelurile percepute ale corupției din sectorul public din 168 de țări/teritorii din întreaga lume.

# CPI 2015

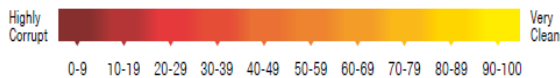


## CORRUPTION PERCEPTIONS INDEX 2015

The perceived levels of public sector corruption in 168 countries/territories around the world.



### SCORE



#cpi2015

[www.transparency.org/cpi](http://www.transparency.org/cpi)

# CPI 2015: VÂRFUL CLASAMENTULUI



POZIȚIE	ȚARĂ/TERITORIU	SCOR
1	DANEMARCA	91
2	FINLANDA	90
3	SUEDIA	89
4	NOUA ZEELANDĂ	88
5	OLANDA	87
5	NORVEGIA	87

## SCORE

Highly  
Corrupt



Very  
Clean

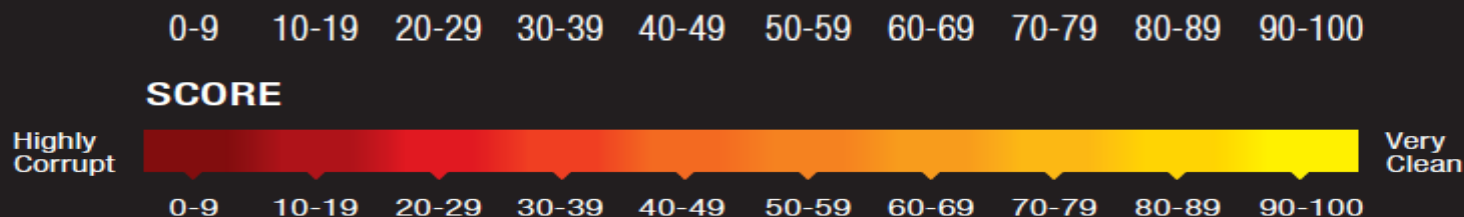
0-9 10-19 20-29 30-39 40-49 50-59 60-69 70-79 80-89 90-100

Danemarca este pe primul loc, cu scorul de 91, ajutat de accesul puternic la sistemele de informații și de normele care reglementează comportamentul persoanelor aflate în funcții publice.

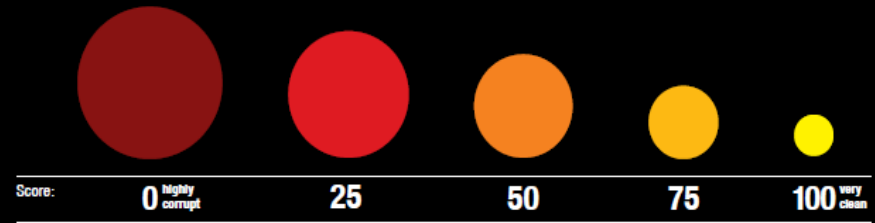
# CPI 2015: FINELE CLASAMENTULUI



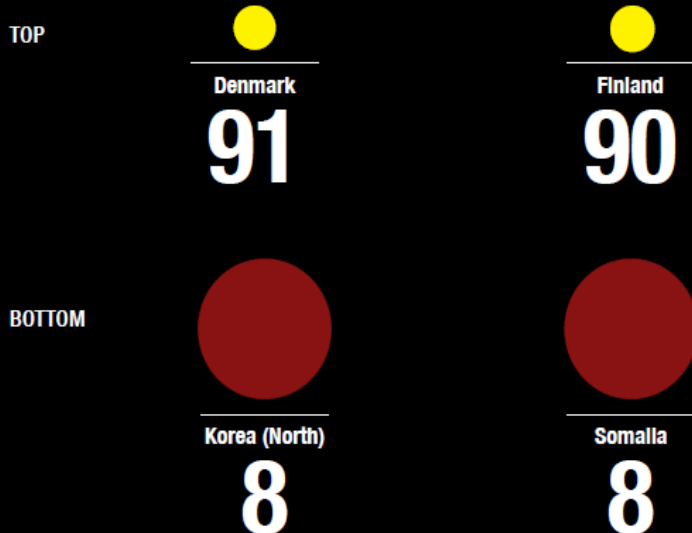
POZIȚIE	ȚARĂ/TERITORIU	SCOR
161	IRAK	16
161	LIBIA	16
163	ANGOLA	15
163	SUDANUL DE SUD	15
165	SUDAN	12
166	AFGANISTAN	11
167	COREEA (NORD)	8
167	SOMALIA	8



# CORRUPTION PERCEPTIONS INDEX 2015

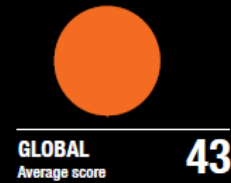


## COUNTRY CONTRAST

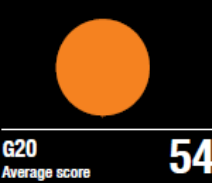


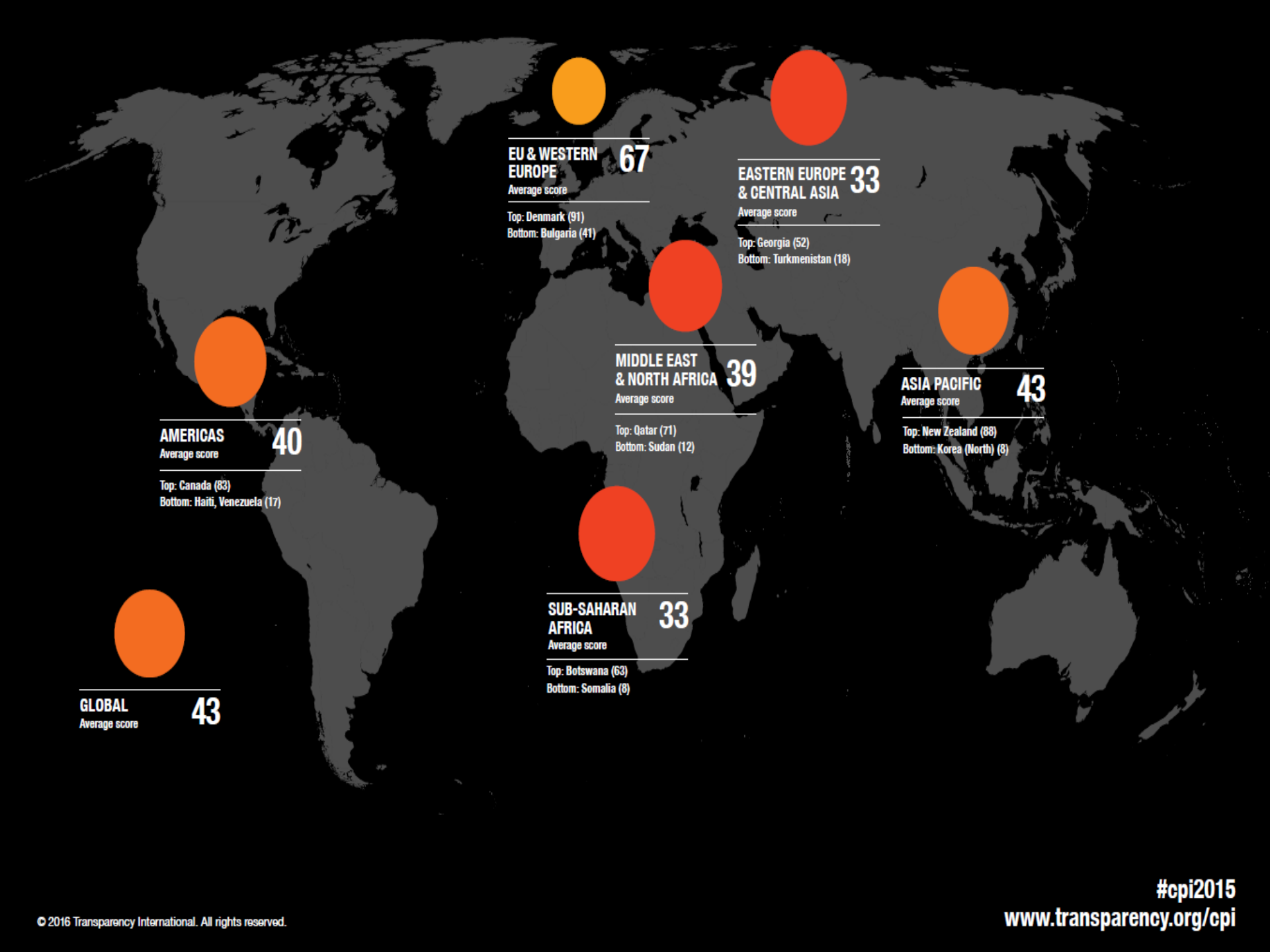
## CORRUPTION PROBLEM

### GLOBAL PERFORMANCE



### G20 PERFORMANCE





**AMERICAS** 40  
Average score

Top: Canada (83)  
Bottom: Haiti, Venezuela (17)

**EU & WESTERN EUROPE** 67  
Average score

Top: Denmark (91)  
Bottom: Bulgaria (41)

**EASTERN EUROPE & CENTRAL ASIA** 33  
Average score

Top: Georgia (52)  
Bottom: Turkmenistan (18)

**MIDDLE EAST & NORTH AFRICA** 39  
Average score

Top: Qatar (71)  
Bottom: Sudan (12)

**ASIA PACIFIC** 43  
Average score

Top: New Zealand (88)  
Bottom: Korea (North) (8)

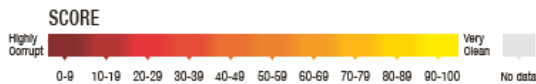
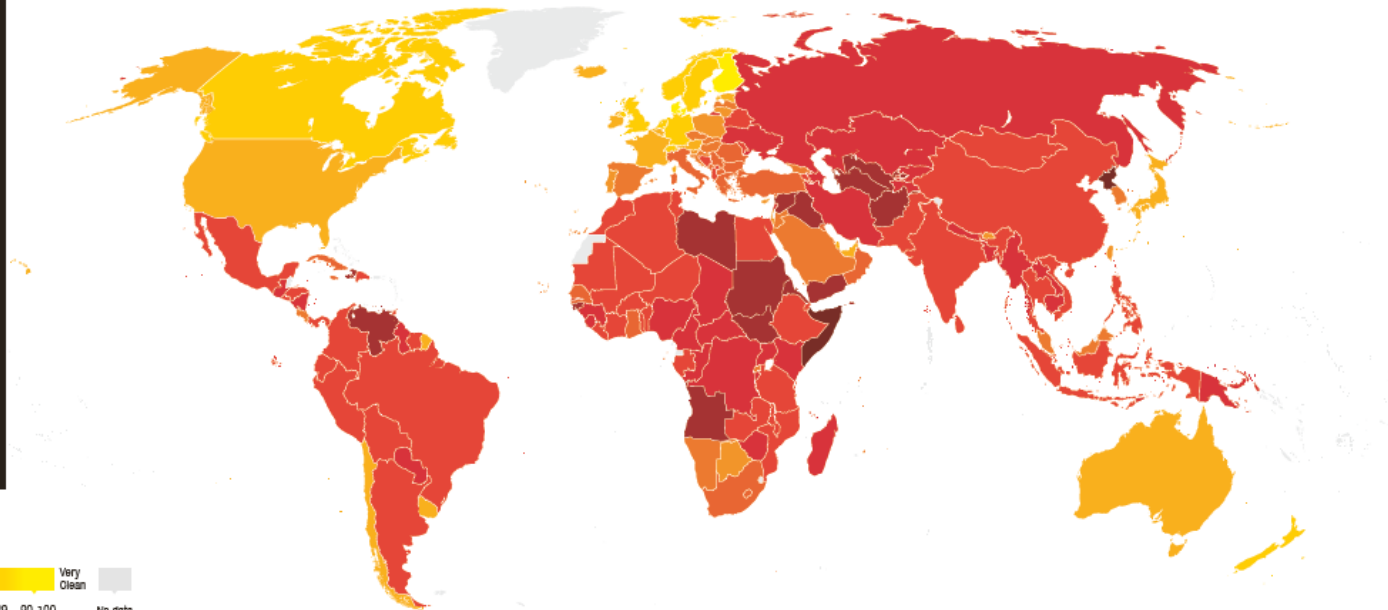
**SUB-SAHARAN AFRICA** 33  
Average score

Top: Botswana (63)  
Bottom: Somalia (8)

**GLOBAL** 43  
Average score

# CORRUPTION PERCEPTIONS INDEX 2015

The perceived levels of public sector corruption in 168 countries/territories around the world.



RANK	COUNTRY/TERRITORY	SCORE	RANK	COUNTRY/TERRITORY	SCORE	RANK	COUNTRY/TERRITORY	SCORE	RANK	COUNTRY/TERRITORY	SCORE	RANK	COUNTRY/TERRITORY	SCORE	RANK	COUNTRY/TERRITORY	SCORE
1	Denmark	91	21	Uruguay	74	61	Italy	44	99	Djibouti	34	139	Guinea	26	158	Haiti	17
2	Finland	90	22	Qatar	71	61	Lesotho	44	99	Gabon	34	139	Kenya	26	158	Guinea-Bissau	17
3	Sweden	89	23	Chile	70	61	Montenegro	44	99	Niger	34	119	Russia	29	139	Laos	26
4	New Zealand	88	23	Estonia	70	61	Senegal	44	103	Dominican Republic	33	119	Sierra Leone	29	139	Papua New Guinea	26
5	Netherlands	87	23	France	70	61	South Africa	44	103	Ethiopia	33	123	Gambia	28	161	Iraq	16
5	Norway	87	23	United Arab Emirates	70	66	Sao Tome and Principe	42	103	Moldova	33	123	Guatemala	28	161	Libya	16
7	Switzerland	86	27	Bhutan	66	66	The FYR of Macedonia	42	103	Kosovo	33	123	Kazakhstan	28	145	Central African Republic	24
8	Singapore	86	28	Botswana	63	66	Turkey	42	107	Argentina	32	123	Kyrgyzstan	28	146	Congo Republic	23
9	Canada	83	28	Portugal	63	68	Bulgaria	41	107	Belarus	32	123	Lebanon	28	147	Chad	22
10	Germany	81	30	Poland	62	69	Albania	41	107	Côte d'Ivoire	32	123	Madagascar	28	147	Democratic Republic of the Congo	22
10	Luxembourg	81	30	Taiwan	62	69	Bahrain	41	107	Ecuador	32	123	Timor-Leste	28	167	Korea (North)	8
10	United Kingdom	81	32	Cyprus	61	71	Serbia	40	107	Togo	32	130	Cameroon	27	167	Somalia	8
13	Australia	79	32	Israel	61	72	El Salvador	39	112	Honduras	31	130	Iran	27	147	Myanmar	22
13	Iceland	79	32	Lithuania	61	72	Mongolia	39	112	Malawi	31	130	Nepal	27	160	Burundi	21
15	Belgium	77	35	Slovenia	60	72	Panama	39	112	Mauritania	31	130	Nicaragua	27	160	Cambodia	21
16	Austria	76	36	Spain	68	72	Trinidad and Tobago	39	112	Mozambique	31	130	Paraguay	27	163	Uzbekistan	19
16	United States	76	37	Oceania Republic	66	76	Boenia and Herzegovina	38	112	Vietnam	31	130	Ukraine	27	154	Eritrea	18
18	Hong Kong	76	37	Malta	66	76	Ghana	47	117	Pakistan	30	136	Comoros	26	154	Syria	18
18	Ireland	76	37	Malta	66	76	Greece	46	117	Tanzania	30	136	Nigeria	26	154	Turkmenistan	18
18	Japan	76	40	Cape Verde	66	76	Romania	46	110	Azerbaijan	29	136	Tajikistan	26	154	Yemen	18
						76	Burkina Faso	38				139	Bangladesh	26			
						60	Oman	46									



[www.transparency.org](http://www.transparency.org)

[facebook.com/transparencyinternational](https://facebook.com/transparencyinternational)

[twitter.com/anticorruption](https://twitter.com/anticorruption)

[blog.transparency.org](http://blog.transparency.org)

© 2014 Transparency International. All rights reserved.